

The image shows the logo for OLA, consisting of the letters 'OLA' in a white, rounded, sans-serif font centered within a solid magenta circle.

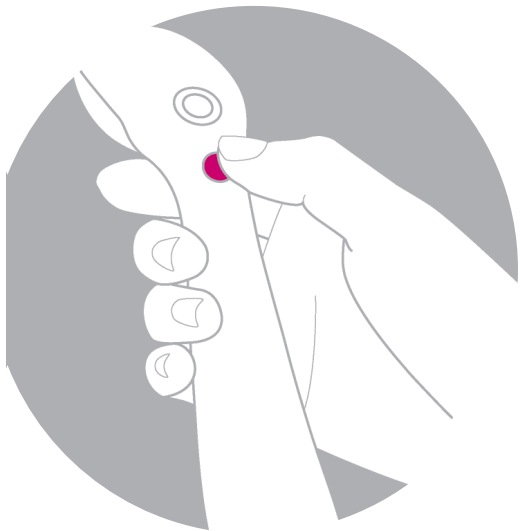
OLA

welcome to control

visit minnalife.com
for other smart ideas

turn on

To turn on, push ● Ola will light up and pulse when it turns on. The number of pulses indicates the battery level (three for full, two for medium, and one for low battery). If Ola pulses only once or not at all, it's time to recharge. To turn off, hold down ● until Ola pulses and the lights turn off.




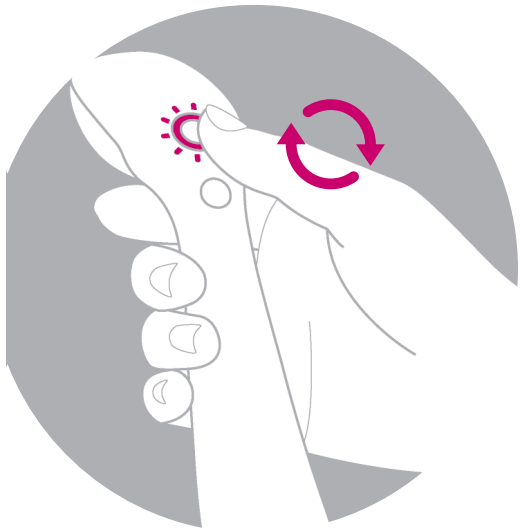
vibration creation

To use Ola, squeeze the soft spot to create a vibration. The more pressure you apply to the soft spot, the more intense the vibration Ola will deliver; to decrease the vibration, simply apply less pressure.





loop

To capture and loop a pattern, press  When in Loop mode, Ola's light will continuously blink. To compose a pattern, squeeze the soft spot and release the soft spot when complete. After a short pause, Ola will repeat the sequence you just created. To compose a new pattern, simply squeeze the soft spot again.




lock

To lock in a pattern composed in Loop mode, press  again. When in Lock mode, Ola's light will become solid and Ola will not respond to soft spot squeezes. To exit the locked sequence and return to Vibration Creation, press  one more time.



water works

To mix things up, take Ola with you to the bath. With a fully waterproof body, Ola works just as well under water as above.



recharge

To charge Ola, plug the charger into the wall and hold the magnetic charge clip to Ola's charge strip until it snaps into place. Ola's power light will pulse while charging and both lights will pulse slowly when Ola is fully charged. Ola cannot be used while charging.



travel smart

Changing altitudes can affect Ola's performance. If the soft spot feels deflated after travelling, use the power adapter plug to press the travel vent; the soft spot will adjust to its proper level.



take care

To lubricate Ola, use only silicone safe or water based lubricants.

To clean Ola, use running water and mild soap or a silicone-friendly toy cleaner. Dry with a soft cotton cloth.

Keep Ola cool, dry, and away from extreme heat or direct sunlight when not in play.

safeguards

DO NOT:

- Place Ola in a dishwasher
- Use Ola or charger if damaged
- Disassemble Ola
- Charge Ola while wet
- Place charger in water or other liquid
- Use alternative charger
- Use Ola while charging

warranty

Merchandise may not be returned unless defective. All Minna Life products come with a 1-year limited manufacturer's warranty. Minna Life warrants for a period of one year after the date of purchase, against defects due to materials or workmanship. The manufacturer's warranty does not

cover cosmetic deterioration caused by wear and tear or loss or damage to batteries, or damage caused by accident, or misuse or use other than as intended and described in the product instruction manual.

CLAIMS: DEFECTIVE MERCHANDISE MUST BE RETURNED TO THE MANUFACTURER WITH AN RMA NUMBER CLEARLY PRINTED ON THE OUTSIDE OF THE PACKAGE. CONTACT CUSTOMER SERVICE AT CUSTOMERSERVICE@MINNALIFE.COM FOR AN RMA NUMBER.

DISCLAIMER: USERS OF THIS PRODUCT USE THE PRODUCTS AT HIS/HER OWN RISK. NEITHER MINNA LIFE NOR ITS RETAILERS ASSUMES ANY RESPONSIBILITY OR LIABILITY ASSOCIATED WITH THE USE OF THIS PRODUCT.

IMPLIED WARRANTIES: THE FOREGOING IS THE SOLE WARRANTY FOR THE PRODUCTS LISTED. MINNA LIFE HEREBY DISCLAIMS ANY IMPLIED WARRANTY THAT THE PRODUCTS WILL BE MERCHANTABLE OR FIT FOR ANY PARTICULAR PURPOSE. MINNA LIFE'S LIABILITY AND ANY CUSTOMER'S EXCLUSIVE REMEDY UNDER THE FOREGOING PARAGRAPH WILL BE LIMITED TO REPLACEMENT OR REPAIR OF THE PRODUCT BY MINNA LIFE OR ITS AUTHORIZED SERVICE CENTERS. THE WARRANTIES ABOVE ARE EXCLUSIVE AND IN LIEU OF ALL OTHER WARRANTIES,

WHETHER EXPRESS OR IMPLIED, INCLUDING THE IMPLIED WARRANTIES OF MERCHANTABILITY AND FITNESS FOR A PARTICULAR PURPOSE.

LIMITATION OF REMEDIES: IN NO EVENT WILL MINNA LIFE OR ANY OF ITS AFFILIATED OR SUBSIDIARY COMPANIES BE RESPONSIBLE FOR ANY SPECIAL, INCIDENTAL, OR CONSEQUENTIAL DAMAGES RESULTING FROM THE USE OF IT'S PRODUCTS, OR BASED ON ANY BREACH OF WARRANTY, BREACH OF CONTRACT, NEGLIGENCE, TORT OR ANY OTHER LEGAL THEORY. SUCH DAMAGES MAY INCLUDE WITHOUT LIMITATION, LOSS OF SAVINGS OR REVENUE; LOSS OF PROFIT; LOSS OF USE; THE CLAIMS OF THIRD PARTIES, INCLUDING WITHOUT LIMITATION RETAILERS; ANY COST OF ANY SUBSTITUTE EQUIPMENT OR SERVICES.



INFORMAL HANDLING OF WASTE ELECTRICAL AND ELECTRONIC EQUIPMENT (WEEE) HAS POTENTIAL NEGATIVE EFFECTS ON THE ENVIRONMENT AND HUMAN HEALTH AS A RESULT OF THE PRESENCE OF HAZARDOUS SUBSTANCES IN ELECTRICAL AND ELECTRONIC EQUIPMENT.

THE CROSSED OUT WASTE BIN SYMBOL INDICATES THAT THIS PRODUCT IS ELECTRICAL AND/OR ELECTRONIC EQUIPMENT WASTE (WEEE) AND SHOULD NOT BE TREATED AS HOUSEHOLD WASTE. INSTEAD THIS PRODUCT SHOULD BE SEPARATED AND DISPOSED OF THROUGH THE ESTABLISHED MUNICIPAL COLLECTION POINT FOR RECYCLING

OF ELECTRICAL AND ELECTRONIC EQUIPMENT. YOU WILL HELP PREVENT POTENTIAL NEGATIVE CONSEQUENCES FOR THE ENVIRONMENT AND HUMAN HEALTH BY DISPOSING OF THIS PRODUCT APPROPRIATELY. MOREOVER, THE RECYCLING OF MATERIALS WILL PROTECT THE ENVIRONMENT AND CONSERVE NATURAL RESOURCES.

FOR MORE INFORMATION ABOUT ENVIRONMENTALLY SAFE RECYCLING OF THIS PRODUCT, PLEASE CONTACT YOUR LOCAL HOUSEHOLD WASTE DISPOSAL SERVICE.

Designed and developed by Minna.

Assembled in ROC.

© 2009-2011 Minna Life Inc.

All rights reserved.

US and International Patents Pending.

Minna and Ola (name, logo, and taglines)

are trademarks of Minna Life Inc.





m!nna

minnalife.com